

Signify Classified - Internal
Cooper Lighting Solutions Photometric Lab
1121 Highway 74 South
Peachtree City, GA 30269



Scaled data based on original data using
LM-79-08 Approved Method: Electrical and Photometric Measurements of Solid-
State Lighting Products

Test Report Prepared for
Cooper Lighting Solutions
(formerly Eaton)

Brand: STREETWORKS

Report Number: P869882

Luminaire Tested: **MEM2-HTN-SA-90-840-U-T2R-HSS**

Issue Date: 08/21/2024



Test Information

Test Method: LM-79-08
Report Number: P869882
Test Lab: INNOVATION CENTER(G3)
Issue Date: 08/21/2024
Manufacturer: COOPER LIGHTING SOLUTIONS (FORMERLY EATON)
Product Line: STREETWORKS
Catalog Number: MEM2-HTN-SA-90-840-U-T2R-HSS
Description: EPIC MODERN TALL HOUSING DISCRETE LED ARRAYS 90W 80CRI 4000K
FIXTURE w/ TYPE II ROADWAY DISTRIBUTION OPTIC AND HOUSE SIDE SHIELD
Light Source: (20) 4000K CCT, 80 CRI LEDS
Ballast/Driver: ELECTRONIC DRIVER

Summary

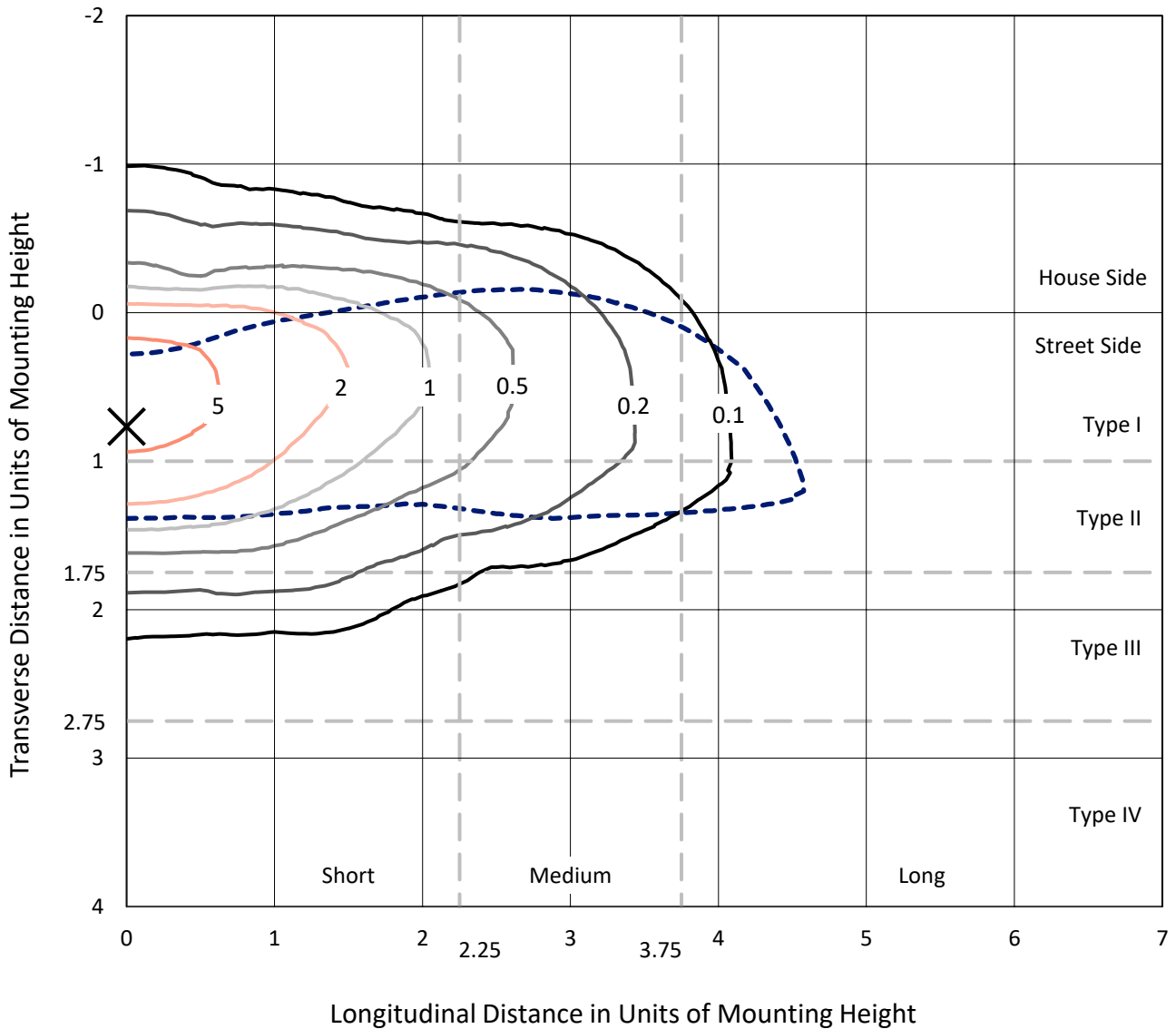
Lumens per Lamp: N/A
Luminaire Lumens: 8708.9 lumens
Efficiency: N/A
Efficacy: 96.8 lumens/watt
Luminous Opening: Rectangular (W 0.67' x L: 0.33' x H: 0')
IES Classification: Type II - Short
BUG Rating: B1 - U0 - G2

Input Watts (W): 90
Input Voltage (V): 120
Input Current (Ain): NR
Voltage Rise (V): NR
Power Factor: 0.99
Total Harmonic Distortion (THDi): 6.20%
Frequency (hertz): 60
Stabilization Time: NR
Operation Time: NR
Ambient Temperature (°C): NR
Test Distance: 24 FT

REPORT NUMBER: P869882
 CATALOG NUMBER: MEM2-HTN-SA-90-840-U-T2R-HSS

Iso-Footcandle Lines of Horizontal Illumination

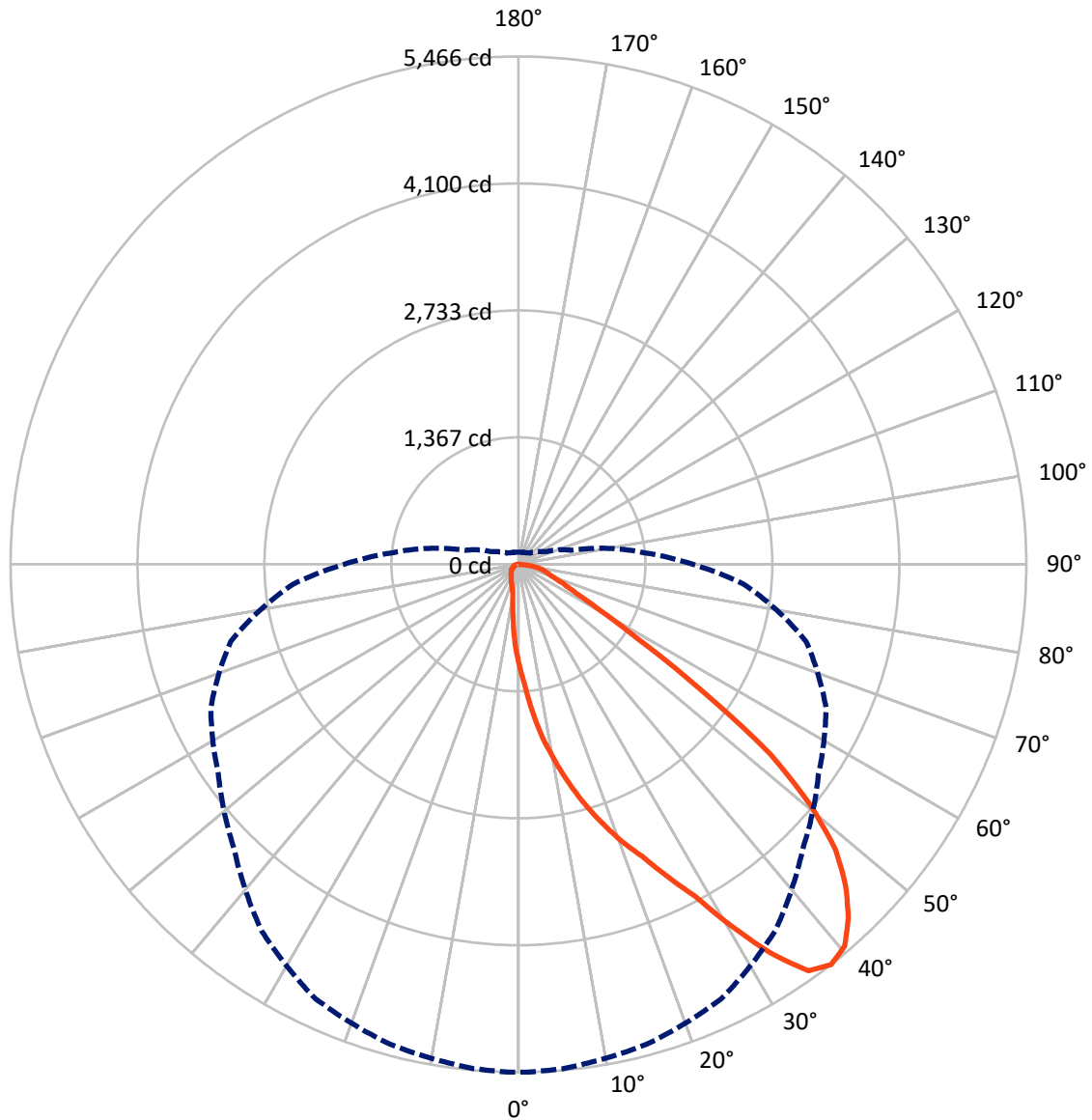
× Max cd
 - - - 1/2 Max cd



Based on 20 foot mounting height. Maximum calculated value = 7.5 fc
 Type II - Short - N/A

REPORT NUMBER: P869882
CATALOG NUMBER: MEM2-HTN-SA-90-840-U-T2R-HSS

Luminous Intensity Polar Plot



— Vertical Plane Through 0-Deg Lateral - - - Horizontal Cone Through 37.5-Deg Vertical

REPORT NUMBER: P869882

CATALOG NUMBER: MEM2-HTN-SA-90-840-U-T2R-HSS

FLUX DISTRIBUTION:

		Downward	Upward	Total
House Side	Lumens	1038.7	0.0	1038.7
	% Fixture	11.9	0.0	11.9
Street Side	Lumens	7670.2	0.0	7670.2
	% Fixture	88.1	0.0	88.1
Total	Lumens	8708.9	0.0	8708.9
	% Fixture	100.0	0.0	100.0

Coefficient of Utilization

ZONAL LUMENS:

Zone	Lumens	% Fixture
0°-10°	108.3	1.2
10°-20°	378.4	4.3
20°-30°	780.8	9.0
30°-40°	1373.9	15.8
40°-50°	1865.4	21.4
50°-60°	1848.2	21.2
60°-70°	1422.9	16.3
70°-80°	825.8	9.5
80°-90°	105.0	1.2
90°-100°	0.0	0.0
100°-110°	0.0	0.0
110°-120°	0.0	0.0
120°-130°	0.0	0.0
130°-140°	0.0	0.0
140°-150°	0.0	0.0
150°-160°	0.0	0.0
160°-170°	0.0	0.0
170°-180°	0.0	0.0
0°-90°	8708.9	100.0
0°-180°	8708.9	100.0



REPORT NUMBER: P869882

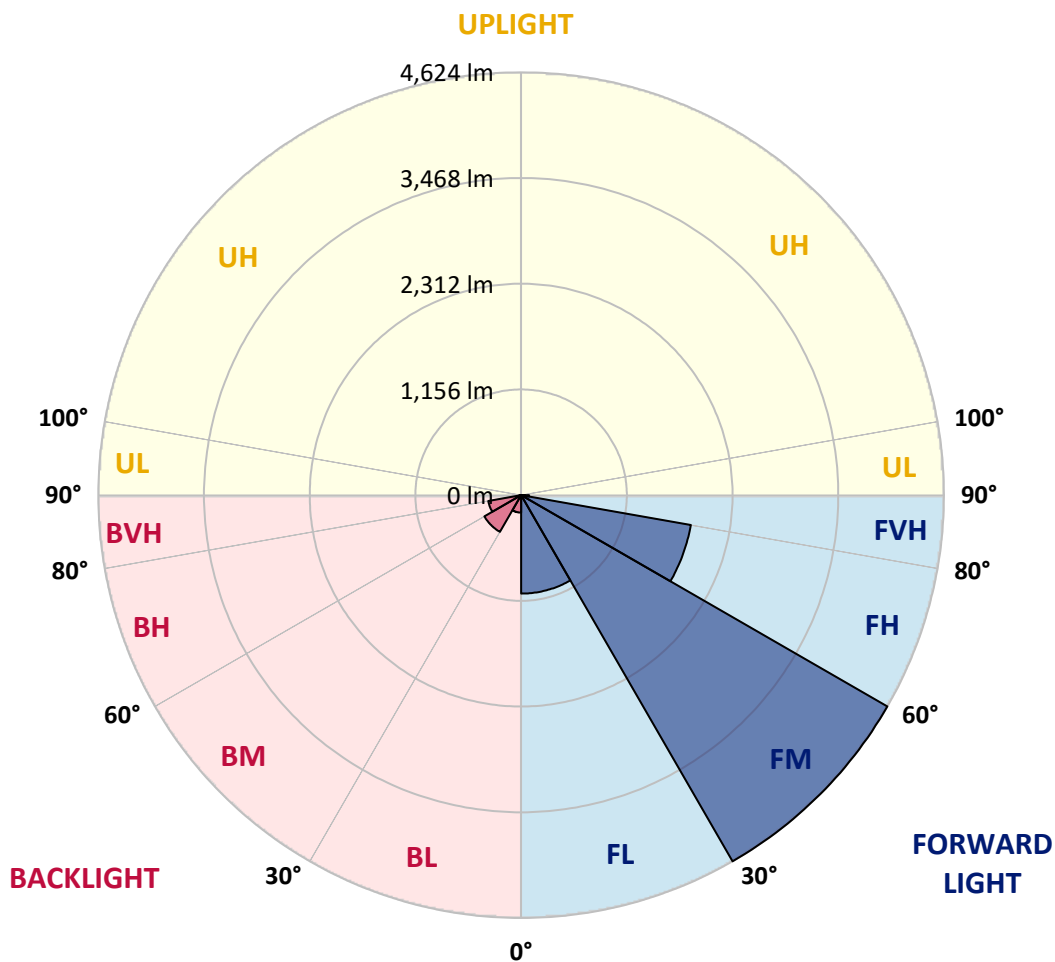
CATALOG NUMBER: MEM2-HTN-SA-90-840-U-T2R-HSS

LUMINAIRE CLASSIFICATION SYSTEM LUMEN TABLE AND BUG RATING:

Zone	Lumens	% Fixture	Zone Rating/Lumen Limit		
			B	U	G
FL (0°-30°)	1076.6	12.4			
FM (30°-60°)	4623.7	53.1			
FH (60°-80°)	1884.3	21.6			G2/5000
FVH (80°-90°)	85.7	1.0			G1/100
BL (0°-30°)	191.0	2.2	B1/500		
BM (30°-60°)	463.9	5.3	B1/1000		
BH (60°-80°)	364.4	4.2	B1/500		G1/500
BVH (80°-90°)	19.4	0.2			G1/100
UL (90°-100°)	0.0	0.0		U0/0	
UH (100°-180°)	0.0	0.0		U0/0	

BUG Rating: B1-U0-G2

Type II Short





REPORT NUMBER: P869882

CATALOG NUMBER: MEM2-HTN-SA-90-840-U-T2R-HSS

CANDELA DISTRIBUTION (FULL):

	0°	1°	5°	15°	25°	35°	45°	55°	65°	75°	85°
0°	1079.2	1079.2	1079.2	1079.2	1079.2	1079.2	1079.2	1079.2	1079.2	1079.2	1079.2
2.5°	1300.3	1319.8	1305.2	1293.0	1276.0	1259.0	1234.7	1208.0	1173.9	1132.6	1096.2
5°	1594.4	1604.1	1599.3	1592.0	1538.5	1487.5	1436.4	1373.2	1285.7	1208.0	1125.3
7.5°	1888.5	1883.7	1871.5	1849.6	1801.0	1742.7	1650.3	1545.8	1421.9	1285.7	1156.9
10°	2146.1	2153.4	2143.7	2109.7	2048.9	1968.7	1856.9	1737.8	1570.1	1380.5	1200.7
12.5°	2415.9	2420.8	2420.8	2347.9	2306.6	2182.6	2063.5	1903.1	1715.9	1497.2	1251.7
15°	2680.9	2671.1	2671.1	2622.5	2549.6	2411.1	2277.4	2083.0	1871.5	1606.6	1310.1
17.5°	2933.6	2938.5	2916.6	2863.2	2792.7	2659.0	2493.7	2279.8	2024.6	1737.8	1370.8
20°	3184.0	3169.4	3159.7	3106.2	3030.9	2872.9	2714.9	2471.8	2204.5	1886.1	1455.9
22.5°	3417.3	3424.6	3400.3	3315.2	3244.7	3101.3	2921.5	2697.9	2394.1	2034.3	1548.2
25°	3718.7	3694.4	3716.3	3614.2	3504.8	3334.7	3130.5	2909.3	2600.7	2216.6	1662.5
27.5°	4039.5	4054.1	4042.0	3930.2	3781.9	3553.4	3339.5	3103.8	2809.7	2389.2	1791.3
30°	4518.3	4511.0	4513.5	4345.8	4100.3	3828.1	3565.6	3307.9	3018.7	2600.7	1942.0
32.5°	4992.3	5019.0	4953.4	4805.1	4523.2	4112.4	3791.6	3504.8	3220.4	2782.9	2095.1
35°	5373.9	5366.6	5339.9	5174.6	4895.1	4496.5	4049.2	3723.6	3434.3	3006.6	2265.2
37.5°	5466.2	5466.2	5449.2	5347.1	5162.4	4817.3	4328.8	3942.3	3653.1	3205.9	2430.5
40°	5405.5	5393.3	5383.6	5315.5	5215.9	5011.7	4622.8	4168.3	3886.4	3463.5	2612.8
42.5°	5206.2	5208.6	5196.5	5157.6	5104.1	5026.3	4805.1	4409.0	4114.9	3706.5	2792.7
45°	4938.8	4943.7	4929.1	4924.2	4897.5	4897.5	4846.5	4598.5	4331.2	3954.5	2989.5
47.5°	4596.1	4593.7	4586.4	4574.2	4627.7	4686.0	4732.2	4705.5	4523.2	4221.8	3167.0
50°	4073.6	4068.7	4090.6	4151.3	4282.6	4411.4	4547.5	4673.9	4661.7	4469.7	3380.9
52.5°	3395.4	3363.8	3388.1	3575.3	3845.1	4131.9	4323.9	4523.2	4732.2	4732.2	3592.3
55°	2374.6	2401.4	2415.9	2690.6	3222.9	3716.3	4054.1	4311.7	4705.5	4941.2	3825.6
57.5°	1511.8	1521.5	1565.3	1861.8	2486.4	3103.8	3701.7	4124.6	4605.8	5116.2	4059.0
60°	1018.4	984.4	1018.4	1188.5	1788.9	2435.4	3184.0	3888.8	4462.4	5242.6	4316.6
62.5°	719.4	717.0	726.7	826.4	1276.0	1830.2	2535.0	3570.4	4348.2	5249.9	4508.6
65°	580.9	563.9	571.2	627.1	855.5	1341.6	1859.3	2994.4	4246.1	5121.1	4603.4
67.5°	466.7	459.4	464.2	500.7	641.7	1008.7	1310.1	2277.4	4029.8	4902.4	4549.9
70°	381.6	384.0	386.5	422.9	510.4	763.2	935.8	1562.8	3568.0	4654.4	4309.3
72.5°	330.6	330.6	333.0	357.3	427.8	605.2	707.3	1016.0	2887.5	4387.1	3867.0
75°	291.7	291.7	291.7	313.5	364.6	486.1	549.3	695.1	2073.2	3891.3	3198.6
77.5°	252.8	255.2	255.2	274.6	313.5	379.2	422.9	481.2	1322.2	3006.6	2420.8
80°	194.4	194.4	196.9	218.7	267.4	296.5	311.1	340.3	695.1	1888.5	1536.1
82.5°	136.1	138.5	138.5	141.0	179.9	182.3	167.7	170.1	252.8	627.1	583.3
85°	14.6	17.0	19.4	19.4	31.6	38.9	41.3	38.9	41.3	72.9	72.9
87.5°	0.0	0.0	0.0	0.0	2.4	4.9	4.9	7.3	7.3	7.3	7.3
90°	0.0	0.0	0.0	0.0	0.0	0.0	0.0	0.0	0.0	0.0	0.0



REPORT NUMBER: P869882

CATALOG NUMBER: MEM2-HTN-SA-90-840-U-T2R-HSS

CANDELA DISTRIBUTION (continued):

	90°	95°	105°	115°	125°	135°	145°	155°	165°	175°	180°
0°	1079.2	1079.2	1079.2	1079.2	1079.2	1079.2	1079.2	1079.2	1079.2	1079.2	1079.2
2.5°	1076.7	1059.7	1023.2	991.7	962.5	938.2	921.2	899.3	882.3	882.3	892.0
5°	1084.0	1045.1	969.8	899.3	843.4	789.9	741.3	709.7	685.4	670.8	670.8
7.5°	1093.7	1035.4	921.2	814.2	726.7	641.7	566.3	529.9	493.4	481.2	483.7
10°	1113.2	1030.5	877.4	738.9	607.6	500.7	427.8	388.9	369.4	359.7	359.7
12.5°	1135.1	1030.5	831.2	653.8	500.7	391.3	347.6	318.4	308.7	303.8	299.0
15°	1164.2	1035.4	792.3	563.9	408.3	330.6	299.0	281.9	272.2	267.4	267.4
17.5°	1198.2	1040.3	751.0	491.0	347.6	291.7	267.4	255.2	245.5	240.6	240.6
20°	1242.0	1052.4	709.7	425.3	303.8	267.4	245.5	233.3	223.6	221.2	218.7
22.5°	1295.5	1071.9	668.4	371.9	274.6	243.1	223.6	213.9	206.6	201.7	201.7
25°	1358.7	1096.2	636.8	333.0	252.8	226.0	209.0	196.9	189.6	187.2	187.2
27.5°	1446.2	1137.5	605.2	303.8	235.8	209.0	192.0	182.3	175.0	172.6	170.1
30°	1528.8	1188.5	590.6	296.5	223.6	194.4	182.3	170.1	162.8	160.4	158.0
32.5°	1635.7	1246.9	580.9	296.5	218.7	184.7	170.1	160.4	153.1	150.7	148.3
35°	1750.0	1314.9	580.9	306.2	221.2	177.4	160.4	150.7	143.4	138.5	138.5
37.5°	1873.9	1383.0	585.8	320.8	228.5	172.6	150.7	141.0	133.7	131.2	131.2
40°	2005.2	1475.3	595.5	333.0	235.8	170.1	141.0	133.7	126.4	121.5	121.5
42.5°	2126.7	1548.2	612.5	347.6	240.6	167.7	133.7	126.4	119.1	116.7	116.7
45°	2267.7	1628.4	627.1	357.3	240.6	160.4	126.4	119.1	114.2	111.8	109.4
47.5°	2379.5	1694.1	634.4	362.1	235.8	153.1	119.1	114.2	109.4	104.5	106.9
50°	2515.6	1764.6	646.5	364.6	226.0	143.4	114.2	106.9	102.1	99.7	99.7
52.5°	2646.8	1835.0	656.2	359.7	213.9	131.2	106.9	102.1	97.2	92.4	92.4
55°	2802.4	1912.8	670.8	352.4	194.4	119.1	99.7	94.8	87.5	85.1	82.6
57.5°	2979.8	2014.9	683.0	337.8	170.1	106.9	94.8	87.5	77.8	72.9	72.9
60°	3142.7	2131.6	692.7	301.4	148.3	99.7	87.5	80.2	70.5	68.1	68.1
62.5°	3317.7	2253.1	692.7	238.2	126.4	89.9	82.6	75.3	65.6	63.2	63.2
65°	3439.2	2362.5	670.8	177.4	106.9	85.1	80.2	70.5	60.8	58.3	58.3
67.5°	3473.2	2430.5	610.1	126.4	92.4	80.2	75.3	65.6	58.3	53.5	53.5
70°	3363.8	2377.0	498.3	97.2	80.2	72.9	68.1	60.8	53.5	51.0	51.0
72.5°	3050.3	2172.9	371.9	82.6	70.5	68.1	63.2	55.9	51.0	48.6	48.6
75°	2554.5	1805.9	262.5	72.9	65.6	60.8	55.9	51.0	46.2	46.2	46.2
77.5°	1934.7	1305.2	162.8	65.6	55.9	55.9	51.0	46.2	43.7	41.3	41.3
80°	1249.3	823.9	92.4	46.2	38.9	41.3	36.5	31.6	31.6	29.2	29.2
82.5°	529.9	325.7	48.6	26.7	19.4	17.0	12.2	12.2	9.7	9.7	9.7
85°	53.5	19.4	9.7	7.3	7.3	4.9	4.9	4.9	4.9	2.4	2.4
87.5°	7.3	7.3	7.3	4.9	4.9	4.9	2.4	2.4	2.4	2.4	2.4
90°	0.0	0.0	0.0	0.0	0.0	0.0	0.0	0.0	0.0	0.0	0.0

Cooper Lighting Solutions Photometric Lab
1121 Highway 74 South
Peachtree City, GA 30269



LM-79-2019: Approved Method: Electrical and Photometric Measurements of Solid-State Lighting Products

Report Prepared for

Cooper Lighting Solutions

Streetworks

Report Number: SP1-2407-157-8

Test Date: 09/05/2024

Luminaire Tested: MEM2-HTN-SA-30-840-U-5WQ

Data in this report applies to families of products including MEM2-HTN-SA-30-840-U-5WQ

Test Information

Test Method: LM-79-2019
 Report Number: SP1-2407-157-8
 Test Lab: COOPER LIGHTING SOLUTIONS
 Photometer: SP1 - 76IN SPHERE
 Measurement Geometry: 4π
 Issue Date: 09/05/2024
 Manufacturer: COOPER LIGHTING SOLUTIONS
 Product Line: Streetworks
 Catalog Number: **MEM2-HTN-SA-30-840-U-5WQ**
 Description: Epic Modern Light Square 30W 5WQ Optic

Spectral Parameters

CCT (K): 3996
 CIE u': 0.2245
 CIE v': 0.5031
 Duv: 0.0012
 CIE x: 0.3815
 CIE y: 0.3799
 CIE z: 0.2386
 Peak Wavelength (nm): 449
 Dominant Wavelength (nm): 578
 Purity: 28.49233
 Rf: 82.6
 Rg: 95.1

CRI (Ra):	80.6		
R1:	78.1	R9:	-5.8
R2:	87.1	R10:	70.3
R3:	94.5	R11:	78.7
R4:	79.7	R12:	60.5
R5:	78.7	R13:	80.2
R6:	82.7	R14:	97.2
R7:	84.3	R15:	70.6
R8:	59.5		



Test Conditions

Stabilization Time: 29M
 Operation Time: 1H 29M
 Sphere Temperature (°C): 24.3

REPORT NUMBER: SP1-2407-157-8

Measurement and Test Equipment			
Instrument	Identification Number	Calibration Date	Calibration Due Date
Photometer	IN0058	6/18/2024	12/18/2024
Power Meter	INXT2011004	2/8/2024	2/8/2025
AC Power Source	IN0063	10/24/2023	10/24/2024
DC Power Source	IN0208	10/24/2023	10/24/2024
Sphere Thermometer	IN0085	10/24/2023	10/24/2024
Room Thermometer	IN0046	10/24/2023	10/24/2024

REPORT NUMBER: SP1-2407-157-8

CIE 1931 Chromaticity Diagram



CIE 1931 Chromaticity Diagram with 2017 ANSI 7-Step and 4-Step Quadrangles



CCT = 3996K
 CIE x = 0.3815
 CIE y = 0.3799
 Duv = 0.0012

Point lies inside the ANSI 4000K 4-step quadrangle

REPORT NUMBER: SP1-2407-157-8

Photopic Flux vs. Wavelength



Photopic Lumens: NR

λ (nm)	Power W [^] /nm	Lumens (ϕ /nm)	λ (nm)	Power W [^] /nm	Lumens (ϕ /nm)	λ (nm)	Power W [^] /nm	Lumens (ϕ /nm)	λ (nm)	Power W [^] /nm	Lumens (ϕ /nm)	λ (nm)	Power W [^] /nm	Lumens (ϕ /nm)
360	0	NR	490	289	NR	620	725	NR	750	17	NR	880	0	NR
365	0	NR	495	351	NR	625	673	NR	755	15	NR	885	0	NR
370	0	NR	500	414	NR	630	619	NR	760	13	NR	890	0	NR
375	0	NR	505	470	NR	635	562	NR	765	11	NR	895	0	NR
380	0	NR	510	513	NR	640	506	NR	770	9	NR	900	0	NR
385	0	NR	515	546	NR	645	452	NR	775	8	NR	905	0	NR
390	0	NR	520	571	NR	650	400	NR	780	7	NR	910	0	NR
395	1	NR	525	592	NR	655	352	NR	785	6	NR	915	0	NR
400	3	NR	530	606	NR	660	307	NR	790	5	NR	920	0	NR
405	6	NR	535	624	NR	665	267	NR	795	4	NR	925	0	NR
410	12	NR	540	642	NR	670	231	NR	800	4	NR	930	0	NR
415	22	NR	545	663	NR	675	199	NR	805	3	NR	935	0	NR
420	44	NR	550	686	NR	680	171	NR	810	3	NR	940	0	NR
425	83	NR	555	713	NR	685	146	NR	815	2	NR	945	0	NR
430	150	NR	560	745	NR	690	125	NR	820	2	NR	950	0	NR
435	267	NR	565	774	NR	695	106	NR	825	2	NR	955	0	NR
440	466	NR	570	806	NR	700	90	NR	830	1	NR	960	0	NR
445	804	NR	575	835	NR	705	76	NR	835	1	NR	965	0	NR
450	1000	NR	580	858	NR	710	65	NR	840	1	NR	970	0	NR
455	715	NR	585	875	NR	715	55	NR	845	1	NR	975	0	NR
460	492	NR	590	884	NR	720	47	NR	850	1	NR	980	0	NR
465	402	NR	595	880	NR	725	40	NR	855	1	NR	985	0	NR
470	288	NR	600	868	NR	730	34	NR	860	1	NR	990	0	NR
475	226	NR	605	844	NR	735	28	NR	865	1	NR	995	0	NR
480	227	NR	610	814	NR	740	24	NR	870	0	NR	1000	0	NR
485	248	NR	615	771	NR	745	20	NR	875	0	NR			

REPORT NUMBER: SP1-2407-157-8

Scotopic Flux vs. Wavelength



Scotopic Lumens: NR

S/P: 1.66

λ (nm)	Power W [^] /nm	Lumens (φ/nm)	λ (nm)	Power W [^] /nm	Lumens (φ/nm)	λ (nm)	Power W [^] /nm	Lumens (φ/nm)	λ (nm)	Power W [^] /nm	Lumens (φ/nm)	λ (nm)	Power W [^] /nm	Lumens (φ/nm)
360	0	NR	490	289	NR	620	725	NR	750	17	NR	880	0	NR
365	0	NR	495	351	NR	625	673	NR	755	15	NR	885	0	NR
370	0	NR	500	414	NR	630	619	NR	760	13	NR	890	0	NR
375	0	NR	505	470	NR	635	562	NR	765	11	NR	895	0	NR
380	0	NR	510	513	NR	640	506	NR	770	9	NR	900	0	NR
385	0	NR	515	546	NR	645	452	NR	775	8	NR	905	0	NR
390	0	NR	520	571	NR	650	400	NR	780	7	NR	910	0	NR
395	1	NR	525	592	NR	655	352	NR	785	6	NR	915	0	NR
400	3	NR	530	606	NR	660	307	NR	790	5	NR	920	0	NR
405	6	NR	535	624	NR	665	267	NR	795	4	NR	925	0	NR
410	12	NR	540	642	NR	670	231	NR	800	4	NR	930	0	NR
415	22	NR	545	663	NR	675	199	NR	805	3	NR	935	0	NR
420	44	NR	550	686	NR	680	171	NR	810	3	NR	940	0	NR
425	83	NR	555	713	NR	685	146	NR	815	2	NR	945	0	NR
430	150	NR	560	745	NR	690	125	NR	820	2	NR	950	0	NR
435	267	NR	565	774	NR	695	106	NR	825	2	NR	955	0	NR
440	466	NR	570	806	NR	700	90	NR	830	1	NR	960	0	NR
445	804	NR	575	835	NR	705	76	NR	835	1	NR	965	0	NR
450	1000	NR	580	858	NR	710	65	NR	840	1	NR	970	0	NR
455	715	NR	585	875	NR	715	55	NR	845	1	NR	975	0	NR
460	492	NR	590	884	NR	720	47	NR	850	1	NR	980	0	NR
465	402	NR	595	880	NR	725	40	NR	855	1	NR	985	0	NR
470	288	NR	600	868	NR	730	34	NR	860	1	NR	990	0	NR
475	226	NR	605	844	NR	735	28	NR	865	1	NR	995	0	NR
480	227	NR	610	814	NR	740	24	NR	870	0	NR	1000	0	NR
485	248	NR	615	771	NR	745	20	NR	875	0	NR			

REPORT NUMBER: SP1-2407-157-8

Melanopic Flux vs. Wavelength



Melanopic Lumens: NR

M/P: 3.37

λ (nm)	Power W [^] /nm	Lumens (φ/nm)	λ (nm)	Power W [^] /nm	Lumens (φ/nm)	λ (nm)	Power W [^] /nm	Lumens (φ/nm)	λ (nm)	Power W [^] /nm	Lumens (φ/nm)	λ (nm)	Power W [^] /nm	Lumens (φ/nm)
360	0	NR	490	289	NR	620	725	NR	750	17	NR	880	0	NR
365	0	NR	495	351	NR	625	673	NR	755	15	NR	885	0	NR
370	0	NR	500	414	NR	630	619	NR	760	13	NR	890	0	NR
375	0	NR	505	470	NR	635	562	NR	765	11	NR	895	0	NR
380	0	NR	510	513	NR	640	506	NR	770	9	NR	900	0	NR
385	0	NR	515	546	NR	645	452	NR	775	8	NR	905	0	NR
390	0	NR	520	571	NR	650	400	NR	780	7	NR	910	0	NR
395	1	NR	525	592	NR	655	352	NR	785	6	NR	915	0	NR
400	3	NR	530	606	NR	660	307	NR	790	5	NR	920	0	NR
405	6	NR	535	624	NR	665	267	NR	795	4	NR	925	0	NR
410	12	NR	540	642	NR	670	231	NR	800	4	NR	930	0	NR
415	22	NR	545	663	NR	675	199	NR	805	3	NR	935	0	NR
420	44	NR	550	686	NR	680	171	NR	810	3	NR	940	0	NR
425	83	NR	555	713	NR	685	146	NR	815	2	NR	945	0	NR
430	150	NR	560	745	NR	690	125	NR	820	2	NR	950	0	NR
435	267	NR	565	774	NR	695	106	NR	825	2	NR	955	0	NR
440	466	NR	570	806	NR	700	90	NR	830	1	NR	960	0	NR
445	804	NR	575	835	NR	705	76	NR	835	1	NR	965	0	NR
450	1000	NR	580	858	NR	710	65	NR	840	1	NR	970	0	NR
455	715	NR	585	875	NR	715	55	NR	845	1	NR	975	0	NR
460	492	NR	590	884	NR	720	47	NR	850	1	NR	980	0	NR
465	402	NR	595	880	NR	725	40	NR	855	1	NR	985	0	NR
470	288	NR	600	868	NR	730	34	NR	860	1	NR	990	0	NR
475	226	NR	605	844	NR	735	28	NR	865	1	NR	995	0	NR
480	227	NR	610	814	NR	740	24	NR	870	0	NR	1000	0	NR
485	248	NR	615	771	NR	745	20	NR	875	0	NR			

Summary

$R_f = 82.6$
 $R_g = 95.1$
 CIE $R_a = 80.6$
 $R_9 = -5.8$



Color Vector Graphics



Individual Sample Fidelity Index ($R_{f,i}$)

CES01 = 85	CES26 = 79	CES51 = 94	CES76 = 72
CES02 = 61	CES27 = 93	CES52 = 94	CES77 = 82
CES03 = 31	CES28 = 90	CES53 = 88	CES78 = 71
CES04 = 69	CES29 = 83	CES54 = 89	CES79 = 91
CES05 = 48	CES30 = 95	CES55 = 88	CES80 = 88
CES06 = 50	CES31 = 86	CES56 = 84	CES81 = 80
CES07 = 40	CES32 = 78	CES57 = 84	CES82 = 95
CES08 = 39	CES33 = 90	CES58 = 84	CES83 = 95
CES09 = 29	CES34 = 85	CES59 = 90	CES84 = 90
CES10 = 74	CES35 = 92	CES60 = 91	CES85 = 78
CES11 = 57	CES36 = 85	CES61 = 87	CES86 = 73
CES12 = 63	CES37 = 91	CES62 = 87	CES87 = 83
CES13 = 42	CES38 = 95	CES63 = 84	CES88 = 86
CES14 = 74	CES39 = 98	CES64 = 78	CES89 = 76
CES15 = 71	CES40 = 94	CES65 = 75	CES90 = 87
CES16 = 46	CES41 = 98	CES66 = 75	CES91 = 72
CES17 = 49	CES42 = 92	CES67 = 73	CES92 = 62
CES18 = 56	CES43 = 88	CES68 = 77	CES93 = 78
CES19 = 71	CES44 = 99	CES69 = 82	CES94 = 60
CES20 = 65	CES45 = 93	CES70 = 72	CES95 = 70
CES21 = 86	CES46 = 90	CES71 = 67	CES96 = 82
CES22 = 78	CES47 = 95	CES72 = 89	CES97 = 90
CES23 = 91	CES48 = 84	CES73 = 65	CES98 = 84
CES24 = 90	CES49 = 89	CES74 = 93	CES99 = 73
CES25 = 71	CES50 = 94	CES75 = 69	



Color Rendition by Hue-Angle Bin



Measure Comparisons



(END OF REPORT)